





Learning Resources®







LSP 8646-T2

leeftijd **3+**



Leren over

vormen

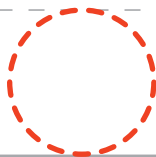

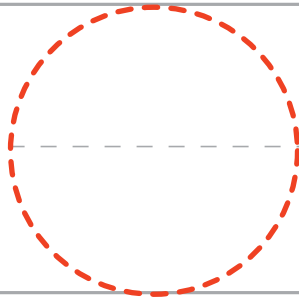
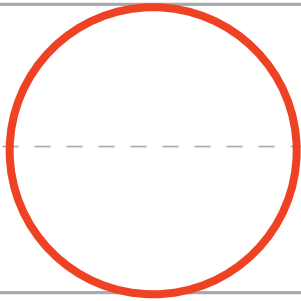
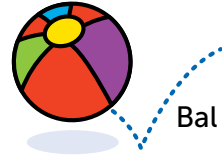



Activiteitengids

Cirkels en driehoeken

Dit is een cirkel.

Trek de cirkels op deze pagina over.

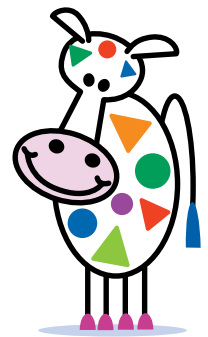
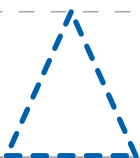
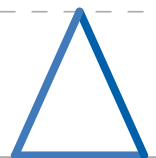
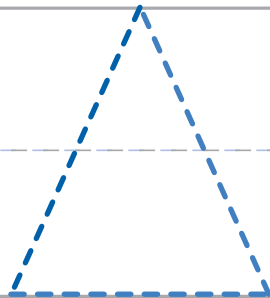
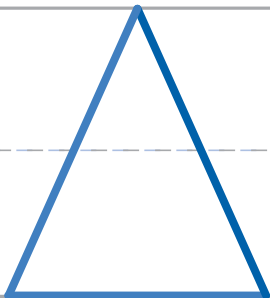


Dit is een driehoek.

Trek de driehoeken op deze pagina over.



Ijshoorntje



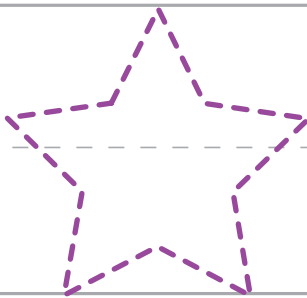

Sterren en vierkanten

Dit is een ster.

Trek de sterren op deze pagina over.



Zeester





Dit is een vierkant.

Trek de vierkanten op deze pagina over.



Cadeau



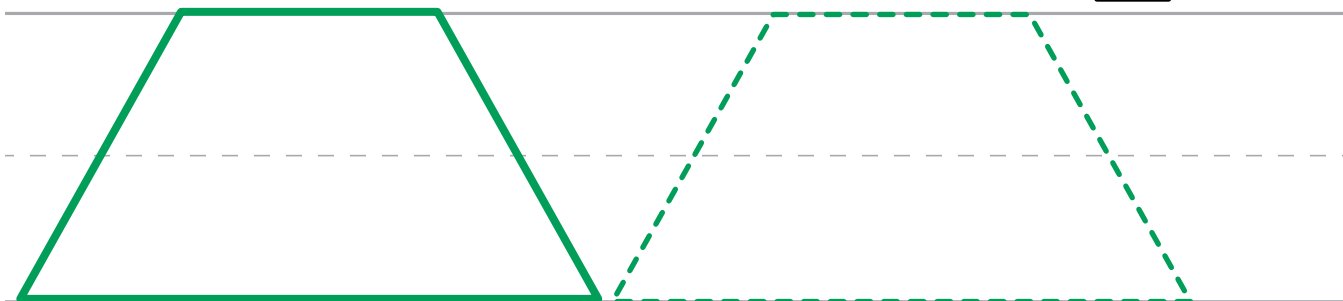
Trapezium en ruiten

Dit is een trapezium.

Trek de trapezioms op deze pagina over.



Lamp


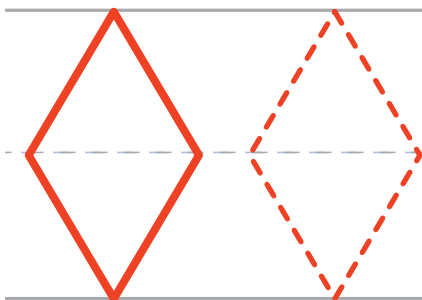


Dit is een ruit.

Trek de ruiten op deze pagina over.




Vlieger



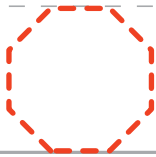

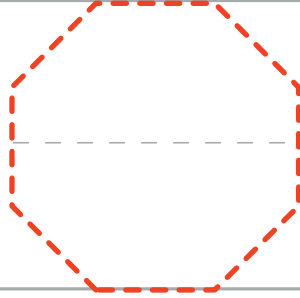
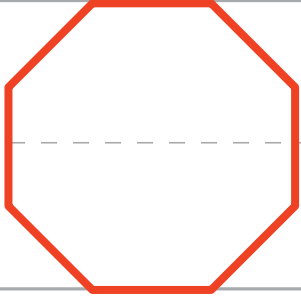
Achthoeken en harten

Dit is een achthoek.

Trek de achthoeken op deze pagina over.



Stopbord






Dit is een hart.

Trek de harten op deze pagina over.




Valentijnskaart



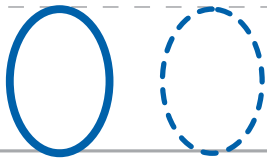
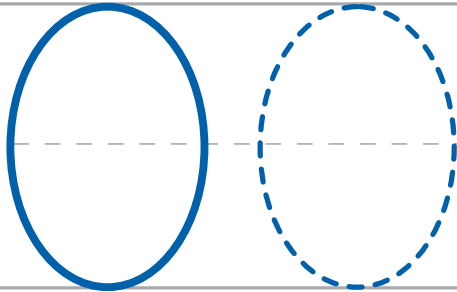
Ovalen en rechthoeken

Dit is een ovaal.

Trek de ovalen op deze pagina over.



Druiven


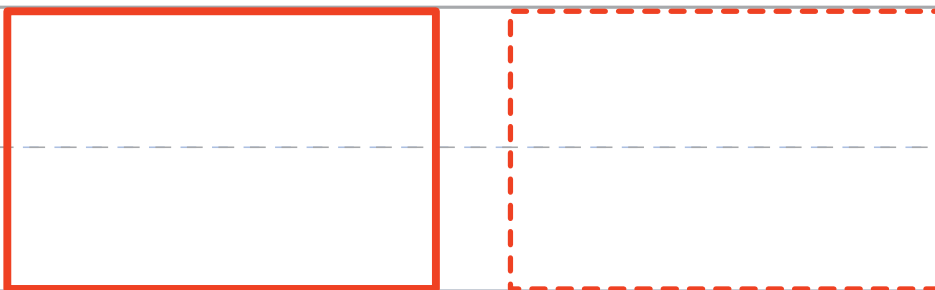


Dit is een rechthoek.

Trek de rechthoeken op deze pagina over.



Brief




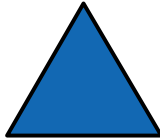


Rood en oranje


De appel is rood.






Omcirkel de dingen hieronder die rood zijn.



De vis is oranje.



Omcirkel de dingen hieronder die oranje zijn.






Geel en groen

De banaan is geel.






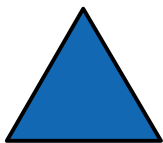
Omcirkel de dingen hieronder die geel zijn.



De kikker is groen.



Omcirkel de dingen hieronder die groen zijn.



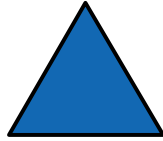


Blauw en paars

De lucht is blauw.





Omcirkel de dingen hieronder die blauw zijn.



De ballon is paars.



Omcirkel de dingen hieronder die paars zijn.










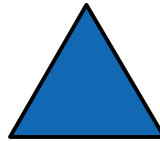



Vind het!

○ Teken een cirkel om de dingen die rood zijn.




□ Teken een vierkant om de dingen die oranje zijn.

△ Teken een driehoek om de dingen die geel zijn.




Wat ontbreekt er?

Teken cirkels om de auto's
compleet te maken en kleur ze
in.




Primaire kleuren

Als je primaire kleuren mengt, krijg je secundaire kleuren. Kleur de cirkels in.




rood

+




geel

=




oranje




geel

+




blauw

=




groen




blauw

+



rood

=



paars

Vormen overtrekken

Trek alle
vormen over die
je ziet in deze
tekening en
kleur ze
vervolgens in.

